

! Stronger Security Required for Your Organization's Profile

! Set Up Two-Step Verification


Your organization's bank account is now hidden. Your phone will be used to protect sensitive information.

How It Works

If you choose to change your password or your organization's bank information, you will be asked to verify your identity. A security code will be sent to your phone via text message (SMS) or voice call. This makes it harder for people to gain unauthorized access to the account.

Enter Verification Phone Number*

Re-Enter Verification Phone Number*



Textura will only use this phone number for account security. Standard text messaging rates may apply.

*Required Fields

Add Phone Number

Remind Me Later

! Stronger Security Required for Your Organization's Profile

! Set Up Two-Step Verification


Your organization's bank account is now hidden. Your phone will be used to protect sensitive information.

How It Works

If you choose to change your password or your organization's bank information, you will be asked to verify your identity. A security code will be sent to your phone via text message (SMS) or voice call. This makes it harder for people to gain unauthorized access to the account.

Enter Verification Phone Number*

Re-Enter Verification Phone Number*



! The phone numbers do not match

Textura will only use this phone number for account security. Standard text messaging rates may apply.

*Required Fields

Add Phone Number

Remind Me Later

Roadblock

This modal appears everytime the user logs in and keeps appearing until the user finally supplies their phone number. It will also appear any time the user is trying to access sensitive information and their number is not set up.

Roadblock - Error

When the user is unable to enter their number correctly they will encounter this error.

Missing Verification Phone Number

Set Up Two-Step Verification


Your organization's bank account is now hidden. Your phone will be used to protect sensitive information.

How It Works

If you choose to change your password or your organization's bank information, you will be asked to verify your identity. A security code will be sent to your phone via text message (SMS) or voice call. This makes it harder for people to gain unauthorized access to the account.

Enter Verification Phone Number*

Re-Enter Verification Phone Number*



Textura will only use this phone number for account security. Standard text messaging rates may apply.

*Required Fields

Add Phone Number

Remind Me Later

Lost Phone

Set Up Two-Step Verification


Your organization's bank account is now hidden. Your phone will be used to protect sensitive information.

How It Works

If you choose to change your password or your organization's bank information, you will be asked to verify your identity. A security code will be sent to your phone via text message (SMS) or voice call. This makes it harder for people to gain unauthorized access to the account.

Enter Verification Phone Number*

Re-Enter Verification Phone Number*



Textura will only use this phone number for account security. Standard text messaging rates may apply.

*Required Fields

Add Phone Number

Remind Me Later


Roadblock - Missing Phone Number

Modal appears when user tries to access sensitive information and their phone number is not set up.

Roadblock - Lost Phone


If the user clicks the "Lost Phone" link off the "Verify Identity" modal, this is the first step towards adding a new number.

Note: ALL Roadblock modals are the same except for the titles and the error state.

 Verify Identity ✕

Textura will send a security code to your verification phone number.

Select Delivery Method

 Text Message (SMS) - (312) 456-4472

Voice Call - (312) 456-4472


Wrong number? [Update phone number.](#)

The security code expires in 15 minutes. Standard text messaging rates may apply.

[Continue](#) [Cancel](#)


Verify Identity-1

This modal is the shows the full phone number to the user. This only appears after a number was entered and two factor is being created. It allows the user the chance to correct a mistake if they entered the wrong number. It also allows them to choose the method with which they wish to receive their code.

 Verify Identity ✕

Textura will send a security code to your verification phone number.

Select Delivery Method

 Text Message (SMS) - (###) ###-4472

Voice Call - (###) ###-4472

[Lost your phone?](#)



The security code expires in 15 minutes. Standard text messaging rates may apply.

[Continue](#) [Cancel](#)

Verify Identity-2

This version masks the full number, it also allows them to choose the method with which they wish to receive their code.

Note: The ONLY difference is the masking/display of the numbers.

 Enter Security Code 

Enter the security code that was delivered to your verification phone number.

The security code expires in 15 minutes.

Security Code*



Code not delivered yet? Delivery can take up to 15 minutes. [Get New Code](#).
Standard text messaging rates may apply.

***Required Field**

[Continue](#) [Cancel](#)

Enter Security Code


This is the screen where the user enters their security code. The only time there will be an alteration to this modal is when a user commits an error.

 Enter Security Code 

Enter the security code that was delivered to your verification phone number.

The security code expires in 15 minutes.

Security Code*

 You entered the wrong code. A new code will be issued if you enter an incorrect code 4 more times.
Need a new code now? [Get New Code](#).
Standard text messaging rates may apply.

***Required Field**

[Continue](#) [Cancel](#)

Enter Security Code - Error

Error state, the user has 5 chances to enter a code before they must have a new one sent in order to proceed.

✔ Two-Step Verification Successfully Added



Thank you for adding a verification phone number.



✔ 312-456-4472

This phone number will be used to verify your identity when you change sensitive information on your account. Standard text messaging rates may apply.

Close

Two Step Successfully Added

This is the confirmation message to the user that they have successfully set up their two factor or two step verification.

✔ Identity Successfully Verified



Congratulations! You have verified your identity.



✔ XXX-XXX-4472

Textura will only use this number for account security.


Close

Identity Successfully Verified

The user has proven they are who say they are. We agreed it made sense to mask their number here. They may now proceed onto sensitive material.

✔ Verification Phone Number Updated ✕

Congratulations! You have updated your phone number

 ✔ 312-555-7890

Textura will only use this number for account security.

Close


Verification Number Updated

The user successfully updated their verification number.

⚠ Change Verification Phone Number ✕

Enter the new verification phone number.

Enter Verification Phone Number* Re-Enter Verification Phone Number*

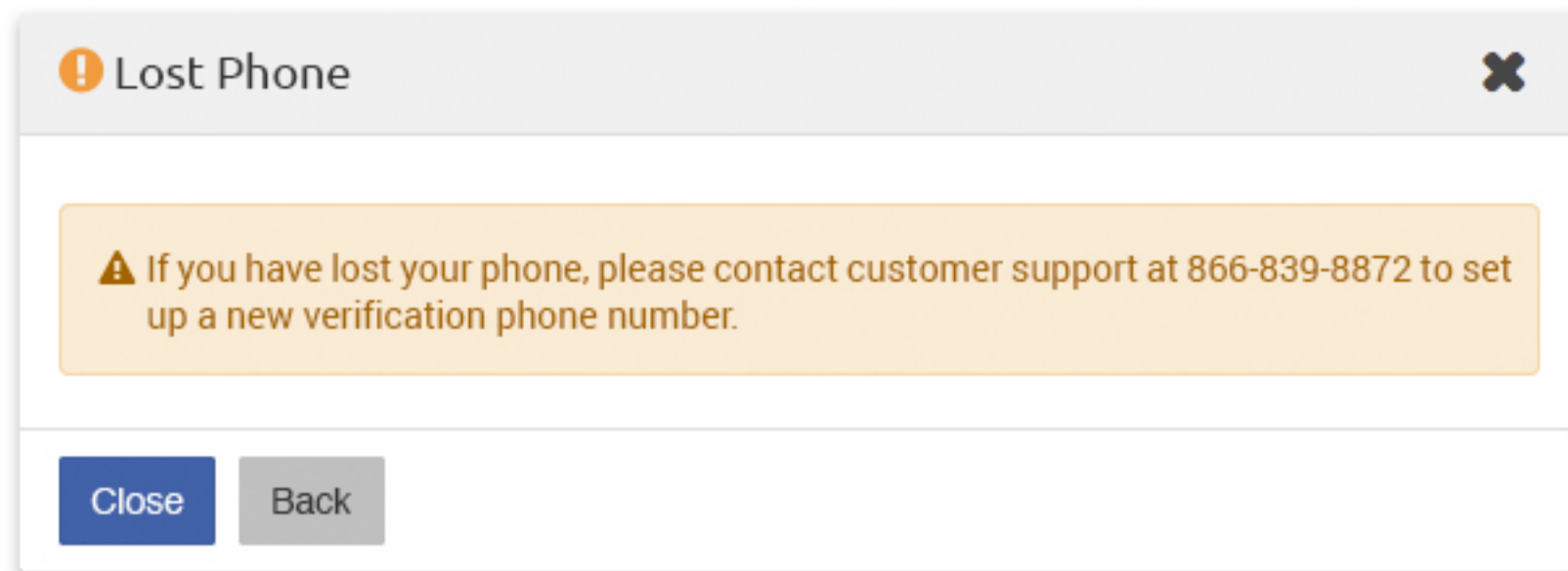


*Required Field

Continue Cancel

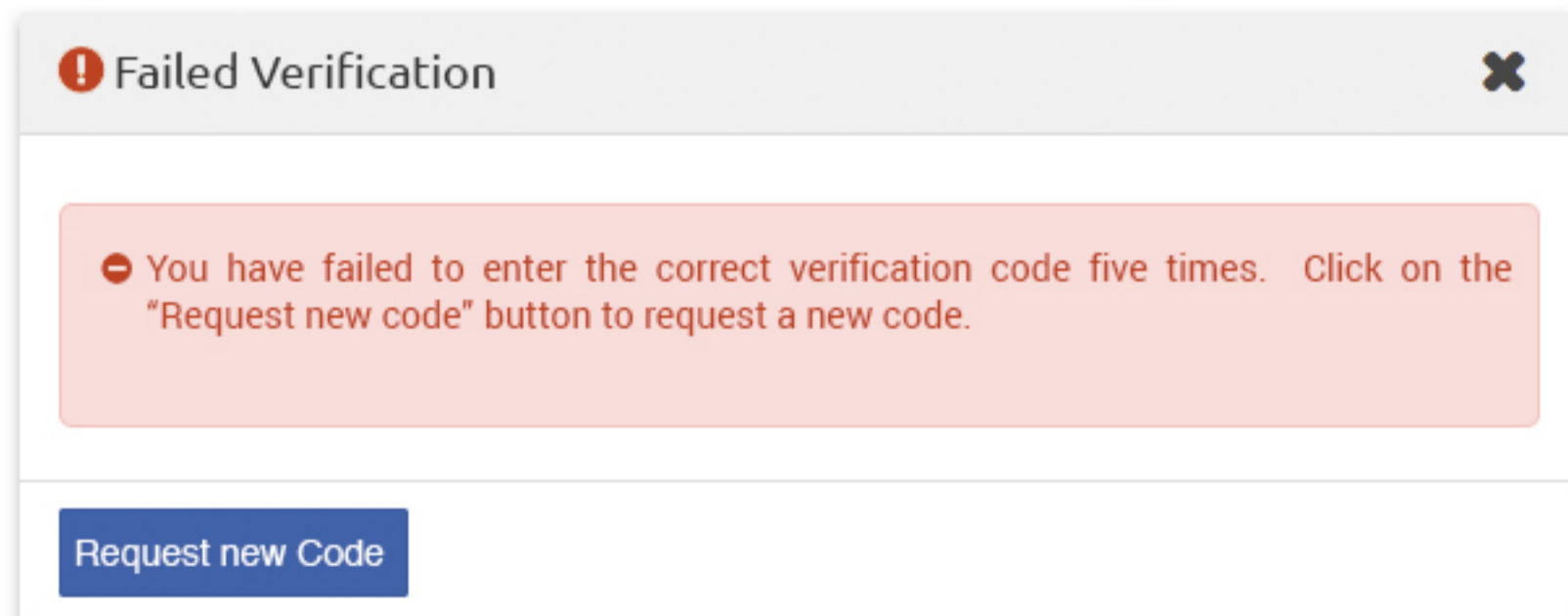
Change Verification Number

The modal that allows the user to edit their phone number.



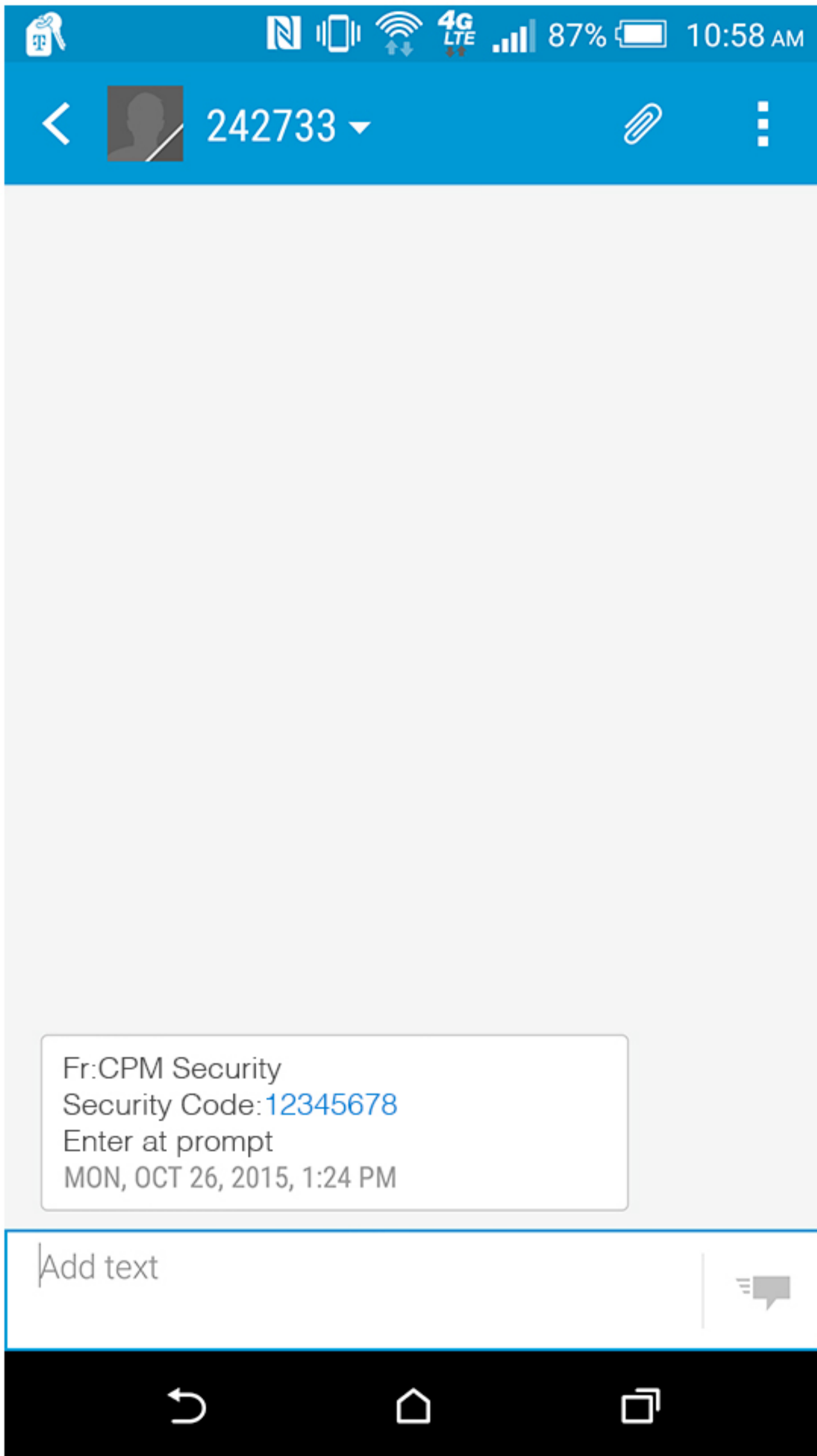
Lost Phone

When a user clicks they have lost their phone this is the first modal they see and the first step in the process of updating their phone number.



Failed Verification

If the user incorrectly enters their verification code 5 times they must request a new code.



Phone

Screen shot of a possible phone message the user may receive.